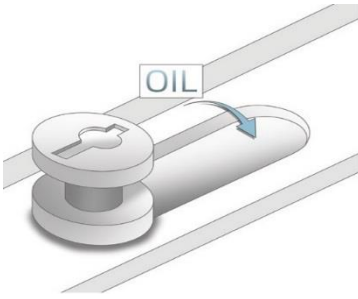


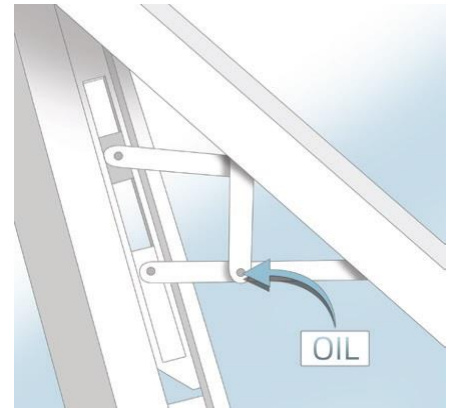


**CARE GUIDE FOR
YOUR WINDOW
HARDWARE**



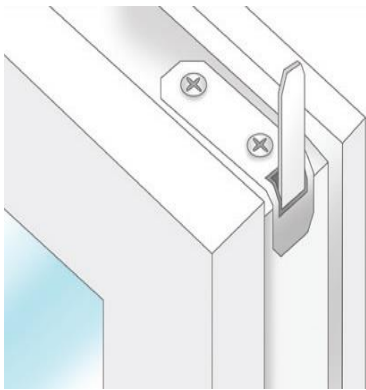
Lubrication

Oil all pivot points
(one drop per pivot is sufficient)
and wipe away excess.



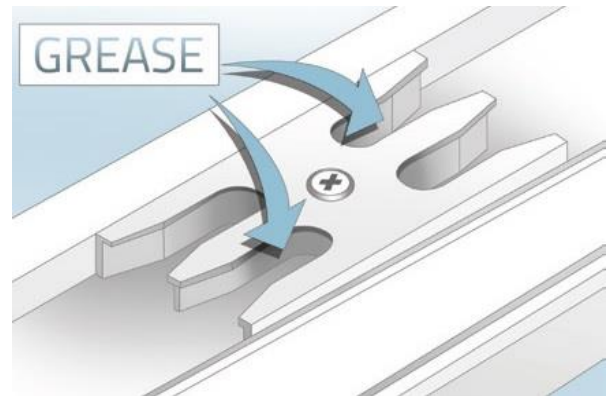
Friction Hinges

The scissor mechanism of the hinge will require periodic lubrication. The pivots, sliding shoe and track should be kept free of dirt and debris



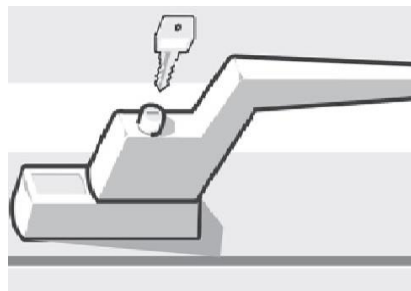
Espagnolette Locking Mechanism

Lubrication – As Required
Keep Sliding mechanism free of dirt and lubricate each slot with light machine oil



Keeps

Lubricate the slots of the keeps with petroleum jelly as required



Espagnolette Handles

Clean and lightly oil moving parts

➤ **Weatherseals**

- During cleaning and general maintenance ensure that any hand-inserted weatherseals fitted to your products do not become dislodged from their grooves. Should this occur, slide back into position immediately to avoid damage when the product is closed.
- If the weatherseals are broken or damaged and draughts are felt around the product, ensure prompt replacement by contacting your installer

➤ **Drainage**

- Your double-glazed products are designed with an in-built drainage system comprising slots within the thresholds that allow any water ingress to flow to the outside. To ensure an efficient system these slots must remain unblocked.
- Periodically remove dirt, clear the drain slots (situated in the frame rebates) and check drainage operation by flushing through with water.