



therma**core** 
I THE **IMPERIAL** COLLECTION



thermacore

Manufactured from GRP (Glass Reinforced Plastic), Thermacore Doors are compression moulded to give a high definition panel design with an authentic timber appearance which is unaffected by variations in temperature.

The stiles and rails are composed of a water-resistant polymer which are bonded to the skin and then filled with an insulating core of 100% CFC- free polyurethane.

The main benefits of the door are:

- > The door is 9 times more thermally efficient than a timber door
- > Through-colour GRP, UV stable skin, meaning no painting or maintenance needed
- > Manufactured from high impact-resistant materials to offer high levels of security
- > Hung into a fully reinforced 70mm profile outerframe
- > Standard glazing sizes and a range of stunning decorative glass available



Appearance

Your door must look good and be aesthetically pleasing. Think about:

- > Door Style
- > Door Colour
- > Choice of Decorative Glass



Security

All important in protecting your home from unwanted visitors. You need:

- > Impact resistant GRP with rigid polymer subframe
- > High-density polyurethane foam core
- > Proven to PAS24 Security standard, essential for achieving 'Secured by Design' endorsement*



Weatherproof

A must to keep the elements at bay! It must have:

- > A waterproof door leaf
- > A high performance, weather resistant, glazing system
- > Weather performance, proven to BS6375 - 1 Classification, for weather tightness, air, wind and water



Heat Insulation

Keeping your home insulated and your bills down. You require:

- > A high performance insulating core
- > High performance insulated glass units
- > A door that exceeds Approved Document L of the Building Regulation requirements



Sound Insulation

Protecting you from external noise. It must have:

- > Baffling against noise with a high-performance insulating core
- > At least Outdoor-Indoor Transmission Class (OITC): 26db
- > At least Sound Transmission Class (STC): 29db



Durable

A door with pedigree - tried and tested for over 20 years. It needs:

- > Strength from its construction
- > High impact resistant door skins
- > Stability, whatever the weather conditions

I DOORSTYLES

We offer our doors in a variety of glazing configurations, so whether you are looking for high levels of light, a more secure environment, or replicating an existing door, we should have the style you need. Sidelights can also be used in combination with the doors illustrated.




BURBLEM
PAGE 4




BURBLEM ARCH
PAGE 4



CONGREVE 3
PAGE 8




CONGREVE 1
PAGE 8



CONGREVE GRID
PAGE 8



HAMPTON 4
PAGE 12



HAMPTON 2
PAGE 12



DRAKE
PAGE 16



DRAKE ARCH
PAGE 16



DRAKE GRID
PAGE 16



DRAKE ARCH GRID
PAGE 16



MUIR
PAGE 18




MUIR SOLID
PAGE 18



PARSLOW SHORT
PAGE 20



PARSLOW LONG
PAGE 20



PARSLOW DIAMOND
PAGE 20



PARSLOW 3 DIAMOND
PAGE 20



WAKEFORD
PAGE 22



WAKEFORD SOLID
PAGE 22



CHARLTON
PAGE 24
AVAILABLE LEFT/RIGHT



HAWKER
PAGE 26



WESTON
PAGE 28



GOODLAKE
PAGE 29



All of our door styles are named after a recipient of the Victoria Cross, the highest and most prestigious honour in the British honours system.



4

COLOUR: ANTHRACITE GREY
GLASS: REFLECTIONS*

COLOUR: **CHARTWELL**
GLASS: **FLAIR**



COLOUR: **PORTFIELD**
GLASS: **LINEAR***



OPTIONS:



BURSLEM




BURSLEM ARCH

5

THE BURSLEM



COLOUR: **BLUE**
GLASS: **ZINC ART STAR**



COLOUR: **POPPY RED**
GLASS: **DIAMONDS**
ALSO AVAILABLE IN BLUE, GREY, GREEN




COLOUR: **BLACK**
GLASS: **MURANO**
ALSO AVAILABLE IN BLUE, GREEN, PURPLE, RED



COLOUR: **GREEN**
GLASS: **CRYSTAL FLOWERS**

* Not available in Burslem Arch | Hardware and colours shown for illustrative purposes only



COLOUR: **COLBOURNE**
GLASS: **ABSTRACT**



COLOUR: **STANDBRIDGE**
GLASS: **CLASSIC**



COLOUR: **GOLDEN OAK**
GLASS: **ZINC ART CLARITY**
ALSO AVAILABLE IN BRASS



COLOUR: **WHITE**
GLASS: **SIMPLICITY**
ALSO AVAILABLE IN BRASS





COLOUR: **CARNEGIE**
GLASS: **KENSINGTON***



COLOUR: **RED**
GLASS: **CRYSTAL BOHEMIA**



COLOUR: **ANTHRACITE GREY**
GLASS: **PRAIRIE**



COLOUR: **DARKWOOD**
GLASS: **FINESSE**

* Not available in Burslem Arch | Hardware and colours shown for illustrative purposes only

8

COLOUR: CHARTWELL
GLASS: ZINC ART STAR



COLOUR: **ANTHRACITE GREY**
GLASS: **KENSINGTON**



COLOUR: **POPPY RED**
GLASS: **FLAIR**



COLOUR: **BLACK**
GLASS: **CLASSIC**



COLOUR: **GOLDEN OAK**
GLASS: **FINESSE**



THE CONGREVE

OPTIONS:



CONGREVE 3



CONGREVE 1




CONGREVE GRID



COLOUR: **STANDBRIDGE**
GLASS: **CRYSTAL FLOWERS**



COLOUR: **CARNEGIE**
GLASS: **REFLECTIONS**



COLOUR: **GOLDEN OAK**
GLASS: **ELEGANCE**



COLOUR: **BLUE**
GLASS: **PRAIRIE**



COLOUR: **GREEN**
GLASS: **MURANO GREEN**
ALSO AVAILABLE IN BLACK, RED, BLUE, PURPLE




COLOUR: **CHARTWELL**
GLASS: **SIMPLICITY**
ALSO AVAILABLE IN BRASS





COLOUR: **GROVELAND**
GLASS: **ZINC ART CLARITY**
ALSO AVAILABLE IN BRASS



COLOUR: **DUCK EGG**
GLASS: **DORCHESTER BLUE**
ALSO AVAILABLE IN AMBER, GREEN



COLOUR: **CREAM**
GLASS: **ABSTRACT**



12

COLOUR: COLBOURNE
GLASS: PRAIRIE

OPTIONS:



HAMPTON 4



HAMPTON 2

COLOUR: **ANTHRACITE GREY**
GLASS: **FLAIR**




COLOUR: **PORTFIELD**
GLASS: **KENSINGTON**



THE HAMPTON



COLOUR: **RED**
GLASS: **ZINC ART STAR**



COLOUR: **GOLDEN OAK**
GLASS: **CRYSTAL FLOWERS**



COLOUR: **BLACK**
GLASS: **REFLECTIONS**



COLOUR: **CHARTWELL**
GLASS: **ELEGANCE**






15



COLOUR: **DARKWOOD**
GLASS: **CLASSIC**



COLOUR: **POPPY RED**
GLASS: **SIMPLICITY**



COLOUR: **DUCK EGG**
GLASS: **MURANO BLUE**
ALSO AVAILABLE IN BLACK, GREEN, RED, PURPLE



COLOUR: **GREEN**
GLASS: **FINESSE**

Hardware and colours shown for illustrative purposes only

16

COLOUR: **STANDBRIDGE**
GLASS: **CLASSIC**



COLOUR: **BLACK**
GLASS: **KENSINGTON**



COLOUR: **COLBOURNE**
GLASS: **ZINC ART STAR**



COLOUR: **CHARTWELL**
GLASS: **GRIDLITE ETCH**



OPTIONS:



DRAKE



DRAKE ARCH



DRAKE GRID




DRAKE ARCH GRID

THE DRAKE



COLOUR: **CARNEGIE**
GLASS: **ABSTRACT**



COLOUR: **AVERN**
GLASS: **REFLECTIONS**




COLOUR: **ANTHRACITE GREY**
GLASS: **LINEAR**

17

ENCLOSED MINI BLIND OPTION

Control light and privacy with instant fingertip control when you select an integrated door blind. This Venetian blind is cleverly encapsulated within the insulated glass cavity of this door to provide a zero maintenance blind. The blind can be raised, lowered and easily tilted using the unobtrusive fingertip control on the edge of the frame. Say goodbye to tiresome dusting and hello to a beautifully controlled environment you'll love!





OPTIONS:



SOLID



GLAZED

COLOUR: **CHARTWELL**
GLASS: **DORCHESTER**
ALSO AVAILABLE IN AMBER, BLUE



COLOUR: **PORTLAND**
GLASS: **MONTREAL**



19

THE MUIR



COLOUR: **BLUE**
GLASS: **KENSINGTON**



COLOUR: **GROVELAND**
GLASS: **REFLECTIONS**



COLOUR: **CARNEGIE**
GLASS: **SIMPLICITY**



COLOUR: **ANTHRACITE**
GLASS: **PRAIRIE**

COLOUR: **CHARTWELL**
GLASS: **BULLSEYE**

COLOUR: **PORTFIELD**
GLASS: **SIMPLICITY**



COLOUR: **CARNEGIE**
GLASS: **REFLECTIONS**



OPTIONS:



PARSLOW SHORT



PARSLOW LONG



PARSLOW DIAMOND



PARSLOW 3 DIAMOND

THE **PARSLOW**



COLOUR: **COLBOURNE**
GLASS: **PRAIRIE**



COLOUR: **GOLDDEN OAK**
GLASS: **KENSINGTON**



COLOUR: **STANDBRIDGE**
GLASS: **ZINC ART STAR**



22

COLOUR: CREAM
GLASS: KENSINGTON

OPTIONS:



WAKEFORD



WAKEFORD SOLID

COLOUR: **DUCK EGG**
GLASS: **MURANO BLUE**
ALSO AVAILABLE IN BLACK, GREEN, RED, PURPLE



COLOUR: **GREEN**
GLASS: **LINEAR**



23

THE WAKEFORD



COLOUR: **BLACK**
GLASS: **DIAMONDS GREY**
ALSO AVAILABLE IN BLUE, GREEN, RED,



COLOUR: **DARKWOOD**
GLASS: **GRIDLITE ETCH**



COLOUR: **POPPY RED**
GLASS: **STIPPOLYTE™**



COLOUR: **GOLDEN OAK**

COLOUR: **STANDBRIDGE**
GLASS: **KENSINGTON**



COLOUR: **GOLDEN OAK**
GLASS: **ROMA**



COLOUR: **CARNEGIE**
GLASS: **PRAIRIE**



OPTIONS:



CHARLTON 3 CENTRE



CHARLTON 3 OFFSET



CHARLTON 4 CENTRE



CHARLTON 4 OFFSET

THE CHARLTON



COLOUR: **RED**
GLASS: **ABSTRACT**



COLOUR: **COLBOURNE**
GLASS: **REFLECTIONS**



COLOUR: **BLACK**
GLASS: **SYMPHONY**



COLOUR: **DUCK EGG**
GLASS: **ROMA**



COMPLETE
THE MODERN
LOOK WITH
OUR RANGE
OF 'SWEET'
HARDWARE

With its endless
edges, Sweet
hardware is an
excellent finishing
touch to any door.

SEE PAGE 33

27


THE HAWKER



COLOUR: **PORTFIELD**
GLASS: **MURANO BLACK**
ALSO AVAILABLE IN BLUE, GREEN, PURPLE, RED



COLOUR: **CHARTWELL**
GLASS: **MILLENNIUM**



COLOUR: **AVERN**
GLASS: **MODENA**



COLOUR: **BLUE**
GLASS: **ABSTRACT**



28

COLOUR: **GROVELAND**
GLASS: **MATRIX**

I THE WESTON



COLOUR: **CARNEGIE**
GLASS: **KENSINGTON**

LEFT
OPTION



COLOUR: **CHARTWELL**
GLASS: **LINEAR**

CENTRE
OPTION



COLOUR: **PORTFIELD**
GLASS: **REFLECTIONS**

CENTRE
OPTION



COLOUR: **BLACK**
GLASS: **SYMPHONY**

LEFT
OPTION

Hardware and colours shown for illustrative purposes only

COLOUR: **COLBOURNE**
GLASS: **ROMA**



COLOUR: **RED**
GLASS: **ZINC ART STAR**



COLOUR: **STANDBRIDGE**
GLASS: **KENSINGTON**



COLOUR: **ANTHRACITE GREY**
GLASS: **REFLECTIONS**



THE GOODLAKE



COLOUR: **BLACK**
GLASS: **ABSTRACT**

COMPOSITE SIDE PANEL OPTIONS



CLASSIC

DIAMONDS

KENSINGTON

LINEAR

MURANO

PRAIRIE

REFLECTIONS

SYMPHONY

30

PILKINGTON PATTERNED GLASS OPTIONS



AUTUMN™

CHANTILLY™

CHARCOAL™

CONTORA™

COTSWOLD™



DIGITAL™

EVERGLADE™

FLEMISH™

FLORIELLE™

MAYFLOWER™



MINSTER™

OAK™

PELERINE™

STIPPOLYTE™

TAFFETA™

I DOOR COLOUR OPTIONS



STANDARD:
WHITE



STANDARD:
BLACK



STANDARD:
RED



STANDARD:
GREEN



STANDARD:
BLUE



PREMIUM:
CREAM



PREMIUM:
CHARTWELL



PREMIUM:
DUCK EGG



PREMIUM:
POPPY RED



PREMIUM:
ANTHRACITE GREY



PREMIUM:
BLACK BROWN



PREMIUM:
GOLDEN OAK



PREMIUM:
DARKWOOD

I INSPIRED DOOR COLOUR OPTIONS

Looking for something different? Our 'Inspired' colour range offers you a further choice of unique colours that can enhance the entrance to your home. We can also colour match any colour to suit your requirements.



GROVELAND



PORTFIELD



AVERN



STANDBRIDGE



CARNEGIE



COLBOURNE

I HARDWARE OPTIONS

CLASSIC

Our most popular hardware range which is designed to suit any door.



32

HERITAGE

Give your door the traditional feel with our Heritage range.



ARCHITECTURAL



Contemporary designed hardware for a modern appearance.



I **HARDWARE** OPTIONS

MODERN

Complete the look of your door with our ultra-modern hardware.



AN INNOVATION IN
HARDWARE DESIGN.

SWEET!



The suited 'Sweet' is a truly unique collection, as all of the accessories are perfectly matching and it therefore rethinks traditional door furniture; making it one of a kind on the market.

Sweet's simplicity creates long lasting beauty and is available in four colours; gold, chrome, black and white.

The sleek and edgeless design creates a smooth and simple appearance, with the letterbox, house numbers, door handle and knocker adding a contemporary appeal to the door.

HARDWARE OPTIONS

LOCKS

Our duplex multipoint locks are standard with our doors offering the ultimate in security.



34



ULTION

Home Defence System

When the Ultion lock detects an attack, it goes into **Lock Down Mode**
A hidden attack lock secures the mechanism.

Double
Anti-Snap protection

The intruder needs to snap Ultion twice before he sees the core.

2
Attack locks

Lock still works from inside after an attack.

11
Pins

Twice as many as normal locks.

8
Drill Defences

6 hardened steel rods and 2 plates in both ends.

25%
Denser than iron
The molybdenum core that houses the attack pins.

3
Stars

The highest TS007 test rating.

1
Sold Secure Diamond

The standard most 3 star locks can't achieve.

Protects for longer

The close keyway wipes debris off the key to stop jamming and lockouts.

294,970
Combinations

Produced from the 11 pins.

0
Magnets

Magnetised keys carry metal fillings from other keys and coins into the lock.

BURGLAR-PROOF YOUR DOORS

75%
of intruders go through the door

39%
get through the door by forcing the lock

How locks are **forced**

Lock Drilling

Lock Bumping

Lock Snapping

Lock Picking

9/10
of forced locks are snapped

We'll pay you **£1000**

If an intruder burgles your home by snapping Ultion, we'll pay you £1000

Prevent keys being copied without your permission

ULTION
KEY CONTROL

ACTIVATE FOR FREE
www.ultion.co.uk

DOOR SIZING

Due to the number of PVC-u profiles available to produce our composite door, certain restrictions in size could apply. The sizes below are an estimation only of the typical range using a standard 70mm outer frame with a 50mm internal height and the definitive size range will be confirmed dependent on survey.

			Height with Standard Threshold and Cill	Height with Low Aluminium Threshold and Cill	Width
	Single Door	Minimum	2040mm	2000mm	829mm
		Maximum	2150mm	2110mm	1025mm
	Door with Single Composite Sidelight	Minimum	2040mm	2000mm	1302mm
		Maximum	2150mm	2110mm	1713mm
	Door with Single Glazed Sidelight	Minimum	2040mm	2000mm	1040mm
		Maximum	2150mm	2110mm	2300mm
	Door with Double Composite Sidelight	Minimum	2040mm	2000mm	1775mm
		Maximum	2150mm	2110mm	2401mm
	Door with Double Glazed Sidelight	Minimum	2040mm	2000mm	1249mm
		Maximum	2150mm	2110mm	3600mm


35

CARE & MAINTENANCE

Your new door should keep safe and secure for years to come however with all products and especially those that are exposed to the elements we recommend that you carry out a care and maintenance routine.

- > Door frames should be washed with warm soapy water, however stubborn stains can be removed using specialist PVC-u cleaners and by following the manufacturers' guidelines.
- > The door leaf should only be cleaned using warm water or non-aggressive composite door wipes. No solvent-based product or abrasives should be used as these will damage the surface of the skin.
- > External glass should be cleaned with warm soapy water and cleaned with a proprietary glass cleaner.
- > Hardware can be cleaned with a mild detergent and wiped clean. No harsh chemicals or abrasives should be used.
- > Maintenance of the door may be required to maintain any guarantees from the installer. Hinges should be lubricated with engineering oil. Cylinders can be lubricated with Teflon-based products only, as other oils may cause degradation. If necessary, a small amount of lubricant can be applied to the moving parts such as letterplates, handles and knockers.





Due to the limitations in photographic and printing processes, actual colours and designs may vary from those illustrated in this brochure and should be used for guidance purposes only. We reserve the right to alter specifications without prior notice. Copyright © Regalead Ltd 2019.